

## Vane switch, mechanical, with paddle, with switching output

WFS

Mechanical paddle vane switch, paddle switch, flow sensor or vane switch relay **RHEASREG® WFS**. It is used for flow monitoring of gaseous, non-aggressive media in ventilation and air conditioning ducts, in air intake and exhaust devices of ventilators or electric heating registers (also for contaminated, oily air), or as flow controller and airflow monitor.

### TECHNICAL DATA

Switching capacity: (Contact load)	15 (8) A; 24...250 V AC at 24 V AC min. 150 mA
Contact:	dustproof microswitch as potential-free single-pole changeover contact
Enclosure:	plastic, UV-stabilised, material polyamide, 30 % glass-globe reinforced, colour traffic white (similar to RAL 9016)
Enclosure dimensions:	108 x 70 x 73.5 mm (Thor 2)
Base body:	galvanised steel
Moving arm:	brass
Vane:	stainless steel <b>V2A</b> (1.4301)
Cable gland:	M20 x 1.5; including strain relief
Enclosure temperature:	-40...+85 °C
Operating difference:	≥ 1 m / s
Electrical connection:	0.14 - 1.5 mm <sup>2</sup> , via screw terminals
Protection class:	I (according to EN 60 730)
Protection type:	IP 65 (according to EN 60 529)
Standards:	CE conformity, EMC directive 2014 / 30 / EU, low-voltage directive 2014 / 35 / EU

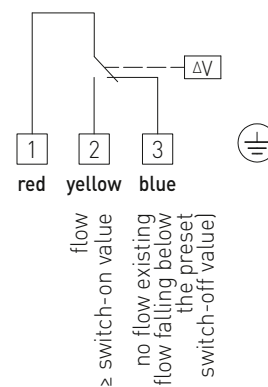
### FUNCTION

Monitor:	Contact 1 - 3 breaks when flow rate drops to the preset value. Simultaneously, contact 1 - 2 closes and can be used as signal contact. Device is factory-set to the minimum switch-off value, which can be increased by turning the range adjusting screw clockwise.
Installation:	vertical in horizontal air ducts. Min. smoothing distance = 5 x duct diameter upstream and downstream of vane. For airspeeds > 5 m / s, vane is to be trimmed at the marked spots. Thereby the minimum switch-off value increases to approx. 2.5 m / s and the minimum switch-on value to approx. 4 m / s.



Connecting diagram

WFS





S+S REGELTECHNIK

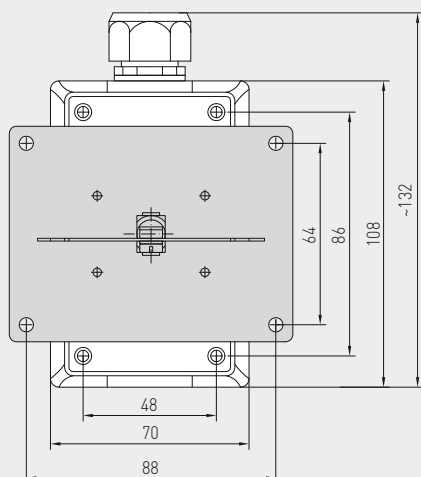
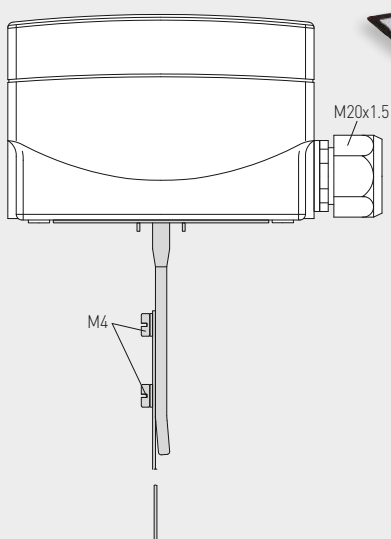
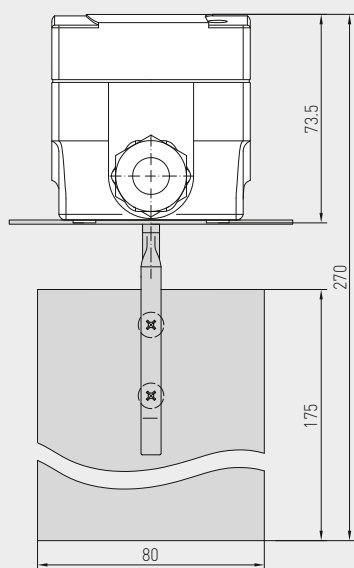
RHEASREG® WFS

Vane switch, mechanical, with paddle,  
with switching output

Dimensional drawing

WFS

WFS



#### RHEASREG® WFS – Vane switch, mechanical, with paddle

Type / WG01	Switch-on value		Switch-off value		Item No.	Price
	min.	max.	min.	max.		
WFS						
WFS-1E	2.5 m / s	9.2 m / s	1 m / s	8 m / s	1702-3020-0000-000	66,51 €
Spare part						
PWFS-08	Spare paddle for WFS (Stainless steel vane)				7700-0010-2000-000	15,70 €